







**Morris makes the news.**





# Mini 850 and 1000 Saloons

Motoring costs continue to climb, but the Mini drives on from success to success. That's because its brilliant money-saving features now make better sense than ever and it packs so much space into such a tiny area. You get good fuel economy, especially with the thrifty 848 c.c. engine. And you can have bigger car performance if you choose the 998 c.c. engine. But never think of the Mini as a mere cost saver. It's superbly engineered to give you safe, comfortable, inexpensive motoring that you can enjoy to the full!



## Specifications

**Engine:** Four-cylinder, transverse, o.h.v. **(850 Saloon):** Bore 2.48 in. (62.9 mm.), stroke 2.69 in. (68.25 mm.); capacity 848 c.c., †33 b.h.p. at 5,300 rev/min. Compression ratio 8.3 : 1. **(1000 Saloon):** Bore 2.54 in. (64.59 mm.), stroke 3.0 in. (76.2 mm.); capacity 998 c.c., †39 b.h.p. at 4,750 rev/min. Compression ratio 8.3 : 1.

**Clutch:** Diaphragm-spring, 7.125 in. (0.18 m.) diameter.

**Gearbox:** Four-speed, synchromesh on forward gears. Ratios: first 3.525 : 1; second 2.218 : 1; third 1.433 : 1; fourth 1.00 : 1; reverse 3.544 : 1.

**Final Drive:** Front-wheel drive, open shafts with universals. Ratio: (850) 3.76 : 1; (1000) 3.44 : 1.

**Steering:** Rack and pinion.

**Road Wheels:** Pressed-steel disc, 145—10 radial-ply tyres.

**Brakes:** Hydraulic with 7 in. (0.18 m.) diameter drums all round. Two leading shoes at front, leading and trailing at rear.

**Suspension:** Cone-rubber springs and hydraulic dampers.

**Electrical:** 12-volt, 30-amp. hr. battery. Single lever on steering-column controls horn, head-lamp flasher, dipswitch, and self-cancelling direction indicators. Electrically-heated rear window. Fresh-air heater/demister.

**Instruments:** Speedometer. Fuel gauge. Warning lamps to show low oil pressure (850 only), flashers working, headlamp high-beam, and no charge. (Separate gauges on 1000 Saloon for water temperature and oil pressure.)

**Coachwork:** Two-door, four-seater Saloon. Wind-down windows. Door mounted mirror. Knit-backed expanded vinyl seat wearing surfaces.

### Dimensions:

Overall length: 10 ft. 0.25 in. (3.05 m.)

Overall width: 4 ft. 7.5 in. (1.41 m.)

Overall height: 4 ft. 5 in. (1.35 m.)

**Optional Extras: 1000 Saloon:** Automatic transmission. Face-level ventilation. Cropped nylon seat wearing surfaces front and rear with rake-adjusting front seats.

† DIN 70020



# Mini Clubman Saloon and Estate

Here are two very good ways to cut your motoring costs but not your standards of comfort. You enjoy all the fun and cost-saving benefits of Mini motoring, but you also get more comfortable seats with wearing surfaces trimmed in cropped nylon, a neat instrument binnacle and adjustable fresh-air vents. If you need extra loadspace from time to time choose the Estate. The rear seat folds flat in seconds to give you no less than 36 cu. ft. of loadspace.

## Specifications

**Engine:** Four-cylinder, transverse, o.h.v. Bore 2.54 in. (64.58 mm.), stroke 3.29 in. (83.73 mm.); capacity 1098 c.c. 145 b.h.p. at 5,250 rev/min. Compression ratio 8.5 : 1.

**Clutch:** Diaphragm-spring, 7.125 in. (0.18 m.) diameter.

**Gearbox:** Four-speed synchromesh on forward gears. Ratios: first 3.525 : 1; second 2.218 : 1; third 1.433 : 1; fourth 1.00 : 1; reverse 3.544 : 1.

**Final Drive:** Front-wheel drive, open shafts with universals. Ratio 3.44 : 1.

**Steering:** Rack and pinion.

**Road Wheels:** Pressed-steel disc, 145—10 radial-ply tyres.

**Brakes:** Hydraulic with 7 in. (0.18 m.) diameter drums all round. Two leading shoes at front, leading and trailing at rear.

**Suspension:** Cone-rubber springs and hydraulic dampers.

**Electrical:** 12-volt battery; 30 amp. hr. (Saloon), 36 amp. hr. (Estate). Single lever on steering-column controls horn, headlamp flasher, dipswitch and self-cancelling direction indicators. Electrically-heated rear window (Saloon only). Fresh-air heater/demister.

**Instruments:** Speedometer. Fuel and water temperature gauges. Warning lamps to show flashers working, low oil pressure, headlamp high-beam, and no charge.

**Coachwork: (Saloon):** Two-door, four-seater. Adjustable fresh-air vents. Rake-adjusting front seats. **(Estate):** Dual-purpose passenger/goods carrier. Four-seater with folding rear seat to provide extra load carrying capacity. Adjustable fresh-air vents. Rake adjusting front seats.

### Dimensions: (Saloon):

Overall length: 10 ft. 4.64 in. (3.17 m.)

Overall width: 4 ft. 7.5 in. (1.41 m.)

Overall height: 4 ft. 5 in. (1.35 m.)

### (Estate):



Overall length: 11 ft. 1.92 in. (3.40 m.)

Overall width: 4 ft. 7.5 in. (1.41 m.)

Overall height: 4 ft. 5.5 in. (1.36 m.)

**Optional Extras:** Road wheel trims. Automatic transmission with 998 c.c. engine.

† DIN 70020



## Mini 1275 GT

Nothing gets you through the traffic quite like the Mini 1275 GT. With that legendary Mini roadholding, handling and compactness, a larger engine with substantially more power and torque, and a superbly dependable disc/drum braking system, you have by far the best answer for today's crowded roads. But the Mini 1275 GT is no mere hot-rod — it's beautifully upholstered and equipped. You get the fun of a sports car plus the sort of comfort that makes such a difference on longer journeys.

## Specification

**Engine:** Four-cylinder transverse o.h.v. Bore 2.78 in. (70.61 mm.); stroke 3.20 in. (81.28 mm.); capacity 1275 c.c. S.U. HS4 carburetter. 154 b.h.p. at 5,250 rev/min. Maximum torque 19.2 kgf.m. at 2,500 rev/min. Compression ratio 8.8 : 1.

**Clutch:** Diaphragm-spring, 7.125 in. (0.18 m.) diameter.

**Gearbox:** Four-speed, synchromesh on forward gears. Ratios: first 3.33 : 1; second 2.09 : 1; third 1.35 : 1; top 1.00 : 1; reverse 3.35 : 1.

**Final Drive:** Front-wheel drive, open shafts with universals. Ratio: 3.44 : 1.

**Steering:** Rack and pinion.

**Road Wheels:** Pressed-steel disc with 145/70 SR—12 radial ply tyres.

**Brakes:** Hydraulic, 8.4 in. (0.21 m.) diameter discs at front, 7 in. (0.18 m.) drums with leading and trailing shoes at rear.

**Suspension:** Cone-rubber springs and hydraulic dampers.

**Electrical:** 12-volt, 40-amp. hr. battery. Single lever on steering-column controls horn, headlamp flasher, dipswitch, and self-cancelling direction indicators. Electrically-heated rear window. Fresh-air heater/demister.

**Instruments:** Speedometer. Fuel and water temperature gauges. Tachometer. Warning lamps to show flashers working, headlamp high-beam, low oil pressure, and no charge.

**Coachwork:** Four-seater Saloon of all-steel unitary construction. Adjustable fresh-air vents. Wind-down windows. Door-mounted mirror. Cropped nylon seat wearing surfaces. Rake-adjusting front seats.

### Dimensions:

Overall length: 10 ft. 4.64 in. (3.17 m.)

Overall width: 4 ft. 7.5 in. (1.41 m.)

Overall height: 4 ft. 5.55 in. (1.36 m.)

**Optional Extras:** Denovo wheels and tyres.

† DIN 70020



## Marina 2 1.3 De-luxe

Welcome to the 1976 Marina! A brilliantly successful design, much-praised for its reliability and low running costs, takes another big step forward with a host of exciting new features. On the road you'll find the same willing power of the 1275 c.c. engine, and the handling is excellent thanks to front and rear anti-roll bars and revised suspension. Inside it's the same spaciousness as before. But, in a phrase, there's more luxury and comfort for everyone. No doubt about it, the smart new Marina 1.3 De Luxe is highly desirable property.

### Specification

**Engine:** Four-cylinder, o.h.v. Bore 2.78 in. (70.61 mm.), stroke 3.20 in. (81.28 mm.), capacity 1275 c.c. †57 b.h.p. at 5,500 rev/min. Compression ratio 8.8 : 1.

**Clutch:** 8.0 in. (0.20 m.) diameter.

**Gearbox:** Four-speed, synchromesh on forward gears. Ratios: first 3.41 : 1; second 2.11 : 1; third 1.43 : 1; fourth 1.00 : 1; reverse 3.75 : 1.

**Final Drive:** Hypoid bevel pinion and crown wheel. Ratio 4.11 : 1.

**Steering:** Rack and pinion.

**Road Wheels:** Pressed-steel disc, 145—13 radial-ply tyres.

**Brakes:** Hydraulic. 9.79 in. (0.25 m.) diameter discs at front, 8 in. (0.20 m.) diameter drums with leading and trailing shoes at rear.

**Suspension:** Front: independent, torsion bar; rear: leaf springs. Hydraulic dampers all round.

**Electrical:** 12-volt, 40-amp. hr. battery. Hazard warning lamps. Reversing lamps. Electrically-heated rear window.

**Instruments:** Speedometer. Fuel gauge. Water temperature gauge. Warning lamps to show flashers working, headlamp high-beam, no charge and low oil pressure.

† DIN 70020

**Coachwork:** Four-seater, 2-door and 4-door De-luxe models. Face-level ventilation. Door-mounted mirror.

#### Dimensions:

(2-door): Overall length: 166.00 in. (4.21 m.).  
Overall width: 65.04 in. (1.65 m.).  
Overall height: 55.30 in. (1.40 m.).  
(4-door): Overall length: 169.00 in. (4.29 m.).  
Overall width: 65.18 in. (1.66 m.).  
Overall height: 55.86 in. (1.42 m.).

**Optional Extra:** Brake servo.



## Marina 2 1.3 Super

Thanks to the wide range of improvements for 1976, all Marinas have moved up in quality and luxury. And we've done this because more and more people are turning to Marina as the best solution to today's motoring. Just look what the Super De-Luxe models offer—reclining front seats, completely new seat trim, dipping rear view mirror and cigar lighter. So if you're after 1.3 litre economy but a maximum of luxury this must be the Marina for you.



### Specification

**Engine:** Four-cylinder, o.h.v. Bore 2.78 in. (70.61 mm.), stroke 3.20 in. (81.28 mm.), capacity 1275 c.c. †57 b.h.p. at 5,500 rev/min. Compression ratio 8.8 : 1.

**Clutch:** 8.0 in. (0.20 m.) diameter.

**Gearbox:** Four-speed, synchromesh on forward gears. Ratios: first 3.41 : 1; second 2.11 : 1; third 1.43 : 1; fourth 1.00 : 1; reverse 3.75 : 1.

**Final Drive:** Hypoid bevel pinion and crown wheel. Ratio 4.11 : 1.

**Steering:** Rack and pinion.

**Road Wheels:** Pressed-steel disc, 145—13 radial-ply tyres.

**Brakes:** Hydraulic. 9.79 in. (0.25 m.) diameter discs at front, 8 in. (0.20 m.) diameter drums with leading and trailing shoes at rear.

**Suspension:** Front: independent, torsion bar; rear: leaf springs. Hydraulic dampers all round.

**Electrical:** 12-volt, 40-amp. hr. battery. Electrically-heated rear window. Hazard warning lamps. Reversing lamps. Cigar lighter.

**Instruments:** Speedometer. Fuel gauge. Water temperature gauge. Warning lamps to show flashers working, headlamp high-beam, no charge and low oil pressure.

**Coachwork:** Four-seater, 2-door and 4-door Super models. Face-level ventilation. Door-mounted mirror. Reclining front seats.

#### Dimensions:

(2-door): Overall length: 166.00 in. (4.21 m.).  
Overall width: 65.04 in. (1.65 m.).  
Overall height: 55.30 in. (1.40 m.).  
(4-door): Overall length: 169.00 in. (4.29 m.).  
Overall width: 65.18 in. (1.66 m.).  
Overall height: 55.86 in. (1.42 m.).

**Optional Extras:** Automatic transmission (4-door only). Brake servo.

† DIN 70020



MORRIS  
MARINA

MARINA



# Marina 2 1.8 Super

All the superb new Marina comfort becomes even more enjoyable with the smooth power of the famous 'B' series 1798 c.c. engine. The revised suspension gives a luxurious ride but holds you steady on corners and the powerful disc/drum brakes with servo assistance inspire confidence. This is a Marina with ample performance and a degree of luxury that is truly remarkable for the price. And many subtle changes to the styling, including a new radiator grille, create a look that is smart and distinguished.

## Specification

**Engine:** Four-cylinder, o.h.v. Bore 3.16 in. (80.26 mm.), stroke 3.50 in. (88.90 mm.), capacity 1798 c.c. †72 b.h.p. at 4,750 rev/min. Compression ratio 9.0 : 1.

**Clutch:** 8.0 in. (0.20 m.) diameter.

**Gearbox:** Four-speed, synchromesh on forward gears. Ratios: first 3.11 : 1; second 1.93 : 1; third 1.31 : 1; fourth 1.00 : 1; reverse 3.42 : 1.

**Final Drive:** Hypoid bevel pinion and crown wheel. Ratio 3.64 : 1.

**Steering:** Rack and pinion.

**Road Wheels:** Pressed-steel disc, 155—13 radial-ply tyres.

**Brakes:** Hydraulic, servo-assisted. 9.79 in. (0.25 m.) diameter discs at front, 8 in. (0.20 m.) diameter drums with leading and trailing shoes at rear.

**Suspension:** Front: independent, torsion bar; rear: leaf springs. Hydraulic dampers all round.

**Electrical:** 12-volt, 55-amp. hr. battery. Hazard warning lamps. Electrically-heated rear window. Reversing lamps. Cigar lighter.

**Instruments:** Speedometer. Fuel gauge. Water temperature gauge. Warning lamps to show flashers working, headlamp high-beam, no charge, and low oil pressure.



**Coachwork:** Four-seater 2-door and 4-door Super models. Door-mounted mirror. Reclining front seats. Face-level ventilation.

### Dimensions:

(2-door): Overall length: 166.00 in. (4.21 m.).  
Overall width: 65.04 in. (1.65 m.).  
Overall height: 55.50 in. (1.41 m.).  
(4-door): Overall length: 169.00 in. (4.29 m.).  
Overall width: 65.18 in. (1.66 m.).  
Overall height: 56.06 in. (1.42 m.).

**Optional Extra:** Automatic transmission (4-door only).

† DIN 70020



# Marina 2 1.8 Estate

With all the new Super De-Luxe trim and styling improvements built into it, the widely acclaimed Marina Estate becomes even more desirable. The revised passenger compartment is high up in the comfort class. Then the Marina Estate scores yet again with its fantastic loadspace—use it as a full 4-seater and you get an excellent \*31.4 cu. ft., but fold the rear seat flat and you get \*58.4 cu. ft. The Marina Estate is one of the genuine dual-purpose cars on the road today.

\* Gross figures.

## Specification

**Engine:** Four-cylinder, o.h.v. Bore 3.16 in. (80.26 mm.), stroke 3.50 in. (88.90 mm.), capacity 1798 c.c. †72 b.h.p. at 4,750 rev/min. Compression ratio 9.0 : 1.

**Clutch:** 8.0 in. (0.20 m.) diameter

**Gearbox:** Four-speed, synchromesh on forward gears. Ratios: first 3.11 : 1; second 1.93 : 1; third 1.31 : 1; fourth 1.00 : 1; reverse 3.42 : 1.

**Final Drive:** Hypoid bevel pinion and crown wheel. Ratio 3.64 : 1.

**Steering:** Rack and pinion.

**Road Wheels:** Pressed-steel disc, 155—13 radial-ply tyres.

**Brakes:** Hydraulic, servo-assisted. 9.79 in. (0.25 m.) diameter discs at front, 8 in. (0.20 m.) diameter drums with leading and trailing shoes at rear.

**Suspension:** Front: independent, torsion bar; rear: leaf springs. Hydraulic dampers all round.

**Electrical:** 12-volt, 55-amp. hr. battery. Hazard warning lamps. Electrically-heated rear window. Reversing lamps. Cigar lighter. Rear window wiper and electric washer.

**Instruments:** Speedometer. Fuel gauge. Water temperature gauge. Warning lamps to show flashers working, headlamp high-beam, no charge, and low oil pressure.

**Coachwork:** Dual purpose passenger/goods carrier. Four-seater with folding rear seat to provide extra load carrying capacity. Reclining front seats. Door mounted mirror. Face-level ventilation.

### Dimensions:

Overall length: 170.09 in. (4.32 m.).  
Overall width: 65.15 in. (1.65 m.).  
Overall height: 56.60 in. (1.44 m.).


**Optional Extra:** Automatic transmission.

† DIN 70020



# Marina 2 Special

Once upon a time luxury meant a big engine and heavy fuel bills. But the highly efficient new Marina Specials have changed all that, and make much better sense for today's needs. The 1798 c.c. engine gives more than enough performance for most people, providing the choice of two doors or four, but the really big story is inside. Here's the sort of comfort you could pay so much more for, with such features as simulated wood fascia, head restraints, nylon fabric seat facings, glovebox light—to mention but a few. And outside, the car is beautifully embellished with extra bright metal trim and a grille that incorporates twin rectangular halogen driving lamps.



## Specification

**Engine:** Four-cylinder, o.h.v. Bore 3.16 in. (80.26 mm.), stroke 3.50 in. (88.90 mm.), capacity 1798 c.c. †72 b.h.p. at 4,750 rev/min. Compression ratio 9.0 : 1.

**Clutch:** 8.0 in. (0.20 m.) diameter.

**Gearbox:** Four-speed, synchromesh on forward gears. Ratios: first 3.11 : 1; second 1.93 : 1; third 1.31 : 1; fourth 1.00 : 1; reverse 3.42 : 1.

**Final Drive:** Hypoid bevel pinion and crown wheel. Ratio 3.64 : 1.

**Steering:** Rack and pinion.

**Road Wheels:** Pressed-steel disc, 155—13 radial-ply tyres.

**Brakes:** Hydraulic, servo-assisted. 9.79 in. (0.25 m.) diameter discs at front, 8 in. (0.20 m.) diameter drums with leading and trailing shoes at rear.

**Suspension:** Front: independent, torsion bar; rear: leaf springs. Hydraulic dampers all round.

**Electrical:** 12-volt, 55-amp. hr. battery. Hazard warning lamps. Electrically-heated rear window. Twin horns. Twin driving lamps. Reversing lamps. Cigar lighter. Glovebox lamp.

**Instruments:** Speedometer with trip recorder. Fuel gauge. Water temperature gauge. Clock. Warning lamps to show flashers working, headlamp high-beam, no charge, and low oil pressure.

**Coachwork:** Four-seater 2-door and 4-door models. Door-mounted mirror. Face-level ventilation. Head restraints. Vinyl covered roof. Reclining front seats.

### Dimensions:

- (2-door): Overall length: 167.00 in. (4.24 m.).  
Overall width: 65.04 in. (1.65 m.).  
Overall height: 55.50 in. (1.41 m.).
- (4-door): Overall length: 170.00 in. (4.32 m.).  
Overall width: 65.18 in. (1.66 m.).  
Overall height: 56.06 in. (1.42 m.).

**Optional Extras:** Automatic transmission (4-door only). Metallic paint finish.

† DIN 70020



CHRISTOPHER KEMP  
*Antiques*  
80 TYNEN WAY, DOCKHEAD, OXFORD  
Telephone Oxford 340695

ANTIQUES

CHINA  
JAPANESE  
SILVER  
GLASS

GERMAN  
FRENCH  
SPANISH  
ITALIAN



# Marina 2 GT

The twin carburetter 1798 c.c. Marina engine has built up a fine sporting reputation, and the new GT is going to do even better. This is no raucous sports car but a Gran Turismo in the very best Continental tradition! The styling reflects top-quality GT, with such features as twin door mirrors, side stripes, wipers, window frames and panels at the rear all finished in striking matt black.

## Specification

**Engine:** Four-cylinder, o.h.v. Bore 3.16 in. (80.26 mm.), stroke 3.50 in. (88.90 mm.), capacity 1798 c.c. †85 b.h.p. at 5,500 rev/min. Torque †13.85 kgf.m. at 3,000 rev/min. Compression ratio 9.0 : 1. Twin S.U. HS4 carburetters.

**Clutch:** 8.0 in. (0.20 m.) diameter.

**Gearbox:** Four-speed, synchromesh on forward gears. Ratios: first 3.11 : 1; second 1.93 : 1; third 1.31 : 1; fourth 1.00 : 1; reverse 3.42 : 1.

**Final Drive:** Hypoid bevel pinion and crown wheel. Ratio 3.64 : 1.

**Steering:** Rack and pinion.

**Road Wheels:** Pressed-steel disc. 155—13 radial-ply tyres.

**Brakes:** Hydraulic, servo-assisted. 9.79 in. (0.25 m.) diameter discs at front, 8 in. (0.20 m.) diameter drums with leading and trailing shoes at rear.

**Suspension:** Front: independent, torsion bar; rear: leaf springs. Hydraulic dampers all round.

**Electrical:** 12-volt, 55-amp. hr. battery. Twin driving lamps. Reversing lamps. Cigar lighter. Twin horns. Boot interior lamp. Electrically-heated rear window. Hazard warning lamps. Glovebox lamp. Engine compartment lamp.

† DIN 70020

**Instruments:** Speedometer with trip recorder. Fuel gauge. Water temperature gauge. Clock. Tachometer. Warning lamps to show flashers working, headlamp high beam, no charge, low oil pressure, handbrake on and choke in use.

**Coachwork:** Four-seater, 2-door model. Reclining front seats. Bumper under-riders. Twin door-mounted mirrors. Head restraints. Vinyl covered roof. Tinted windows. Side stripes.


### Dimensions:

Overall length: 167.00 in. (4.24 m.).

Overall width: 65.04 in. (1.65 m.).

Overall height: 55.50 in. (1.41 m.).

**Optional Extra:** Metallic paint finish.



# Marina 2 HL

This car is an executive express. The 1798 c.c. engine is tuned to give a sparkling \*85 b.h.p., with transmission via a manual gearbox or ultra-restful automatic transmission (extra cost option). There's tinted glass for privacy and halogen headlamps to help speed you back from late night appointments. Controls and instrumentation are highly efficient—there's a tachometer, separate fuel and water temperature gauges, a wide range of warning lamps and centre console with clock. Comfort is, of course, to the highest standard, and the car's handsome looks will attract favourable comment in the most expensive company.

\* DIN 70020

## Specification

**Engine:** Four-cylinder, o.h.v. Bore 3.16 in. (80.26 mm.), stroke 3.50 in. (88.90 mm.), capacity 1798 c.c. †85 b.h.p. at 5,500 rev/min. Torque †13.85 kgf.m. at 3,000 rev/min. Compression ratio 9.0 : 1. Twin S.U. HS4 carburetters.

**Clutch:** 8.0 in. (0.20 m.) diameter.

**Gearbox:** Four-speed, synchromesh on forward gears. Ratios: first 3.11 : 1; second 1.93 : 1; third 1.31 : 1; fourth 1.00 : 1; reverse 3.42 : 1.

**Final Drive:** Hypoid bevel pinion and crown wheel. Ratio 3.64 : 1.

**Steering:** Rack and pinion.

**Road Wheels:** Pressed-steel disc. 155—13 radial-ply tyres.

**Brakes:** Hydraulic, servo-assisted. 9.79 in. (0.25 m.) diameter discs at front, 8 in. (0.20 m.) diameter drums with leading and trailing shoes at rear.

**Suspension:** Front: independent, torsion bar; rear: leaf springs. Hydraulic dampers all round.

**Electrical:** 12-volt, 55-amp. hr. battery. Twin driving lamps. Reversing lamps. Cigar lighter. Twin horns. Boot interior lamp. Electrically-heated rear window. Hazard warning lamps. Glovebox lamp. Engine compartment lamp.

**Instruments:** Speedometer with trip recorder. Fuel gauge. Water temperature gauge. Clock. Tachometer. Warning lamps to show flashers working, headlamp high-beam, no charge, low oil pressure, handbrake on and choke in use.

**Coachwork:** Four-seater, 4-door model. Reclining front seats. Bumper under-riders. Twin door-mounted mirrors. Head restraints. Coachline. Vinyl covered roof. Tinted windows.

### Dimensions:

Overall length: 170.00 in. (4.32 m.).

Overall width: 65.18 in. (1.66 m.).

Overall height: 56.06 in. (1.42 m.).

**Optional Extras:** Automatic transmission. Metallic paint finish.

† DIN 70020



## Princess 1800 and 1800 HL

Few new cars — of any nationality — have received such a rapturous reception as the new Princess. Its bold wedge shape was immediately acclaimed, but there was even more praise for its spaciousness and the way it performed. You'll need to examine the Princess to appreciate just how roomy it is, and you'll need to take a test drive to discover how smoothly and silently it rides.

### Specifications

**Engine:** Four-cylinder, transverse, o.h.v. Bore 3.16 in. (80.26 mm.), stroke 3.5 in. (88.9 mm.); capacity 1798 c.c. †82 b.h.p. at 5,250 rev/min. Single S.U. HS6 carburetter. Compression ratio 9.0 : 1.

**Clutch:** Diaphragm-spring, 8 in. (0.20 m.) diameter.

**Gearbox:** Four-speed, synchromesh on forward gears. Ratios: first 3.29 : 1; second 2.06 : 1; third 1.38 : 1; top 1.00 : 1; reverse 3.07 : 1.

**Final drive:** Front-wheel drive, open shafts with universals. Ratio 3.72 : 1.

**Steering:** Rack and pinion.

**Road Wheels:** Pressed-steel disc, 185/70SR—14 radial-ply tyres.

**Brakes:** Hydraulic, dual circuit, servo-assisted. 10.6 in. (0.27 m.) diameter discs at front, 9 in. (0.23 m.) drums with leading/trailing shoes at rear.

**Suspension:** \*Hydragas suspension units interconnected front to rear.

**Electrical:** 12-volt, 55-amp. hr. battery. Reversing lamps. Twin horns. Fibre optic switch illumination. Two-speed windscreen wipers. Hazard warning lamps. Electrically heated rear window. Cigar lighter.

**Instruments:** Speedometer with trip recorder. Water temperature and fuel gauges. Warning lamps to show low oil pressure, headlamp high-beam, flashers working, no charge, seat belts not fastened, brake line failure, hazard warning lamps working and heated rear window on.

**Coachwork:** Four-door, five-seater Saloon. Twin door-mounted mirrors. Fresh-air heater/demister with air blend and 3-speed fan. Reclining front seats. Driver's seat with height adjustment.

#### Dimensions:



Overall length: 175.41 in. (4.45 m.)

Overall width: 68.11 in. (1.73 m.)

Overall height: 55.48 in. (1.41 m.)

**Optional extras:** Automatic transmission. Power-assisted steering. Metallic paint finish. Head restraints. Laminated windscreen. Tinted window glass. Denovo wheels and tyres. Vinyl covered roof (HL). Cropped nylon seat trim (HL).

\* 'Hydragas' is a registered Trade Mark.  
† DIN 70020.



## Princess 2200 HL and 2200 HLS

Welcome to a great new British idea — a range of cars that have the glamour of a GT, the ride of a softly-sprung limousine and the technical excellence of a hand-built special costing many times as much. You'll probably find the luxury of the HL difficult to surpass. But for those who are looking for that extra touch of opulence the HLS has much to distinguish it, as befits the most exclusive Princess of all.

### Specifications

**Engine:** Six-cylinder, transverse, overhead valve with single overhead camshaft. Bore 3.0 in. (76.2 mm.); stroke 3.2 in. (81.28 mm.). Capacity 2227 c.c. Twin S.U. HIF6-type carburetters. †110 b.h.p. at 5,250 rev/min. Compression ratio 9.0 : 1.

**Clutch:** Diaphragm-spring, 8.75 in. (0.22 m.) diameter.

**Gearbox:** Four-speed, synchromesh on forward gears. Ratios: first 3.29 : 1; second 2.06 : 1; third 1.38 : 1; top 1.00 : 1; reverse 3.07 : 1.

**Final Drive:** Front-wheel drive, open shafts with universals. Ratio 3.72 : 1.

**Steering:** Rack and pinion, power-assisted.

**Road Wheels:** Pressed-steel disc, 185/70SR—14 radial-ply tyres.

**Brakes:** Hydraulic, dual circuit, servo-assisted. 10.6 in. (0.27 m.) diameter discs at front; 9 in. (0.23 m.) drums with leading/trailing shoes at rear.

**Suspension:** \*Hydragas suspension interconnected front to rear.

**Electrical:** 12-volt, 55-amp. hr. battery. Reversing lamps. Twin horns. Fibre optic switch illumination. Two-speed windscreen wipers. Hazard warning lamps. Electrically heated rear window. Cigar lighter. **HLS only:** Radio, boot lamp, under-bonnet lamp, glove box lamp.

**Instruments:** Speedometer with trip recorder. Water temperature gauge. Battery condition gauge. Electric clock. Fuel gauge. Warning lamps to show headlamp high-beam, flashers working, no charge, low oil pressure, seat belts not fastened, brake line failure, hazard warning lamps working, and heated rear window on.

**Coachwork:** Four-door, five-seater Saloon. Twin door-mounted mirrors. Reclining front seats. Fresh-air heater/demister with air blend and 3-speed fan. Driver's seat with height adjustment. Floor console. Rear seat folding centre armrest. Velour seat facings (HLS). Vinyl covered roof (HLS). Tinted window glass (HLS).

#### Dimensions:


Overall length: (HL) 175.41 in. (4.45 m.)  
(HLS) 176.37 in. (4.48 m.)

Overall width: 68.11 in. (1.73 m.)


Overall height: 55.48 in. (1.41 m.)

**Optional Extras:** Automatic transmission. Metallic paint finish. Head restraints. Laminated windscreen. Tinted windows (HL). Vinyl covered roof (HL). Cropped nylon seat trim (HL). Denovo wheels and tyres.

\* 'Hydragas' is a registered Trade Mark.  
† DIN 70020.



A

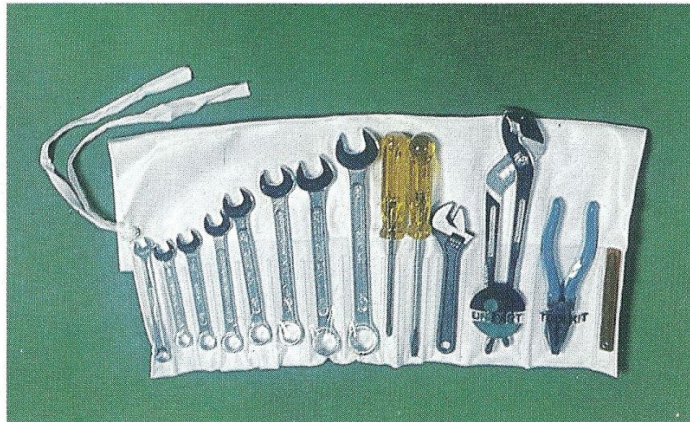


B



C

**UNIPART**  
**Better parts  
 make better cars**



D



E

British Leyland UK Limited is constantly seeking ways to improve the specification, design and production of its vehicles and alterations take place continually. While every effort is made to produce up to date literature, this Brochure should not be regarded as an infallible guide to current specification, nor does it constitute an offer for the sale of any particular vehicle.

Distributors and Dealers are not agents of British Leyland UK Limited and have absolutely no authority to bind British Leyland UK Limited by any express or implied undertaking or representation.

Unipart accessories can help you tailor your car to meet your own particular requirements.

The specification and performance of each item has been approved by British Leyland engineers and chemists for quality and reliability. Ask your local British Leyland Distributor or Dealer to show you the full range.

**A** Locking Petrol Filler Cap. Non-corroding, stainless steel cap with effective locking mechanism. GSS 128, 129, 154 (Vented), GSS 133, 157 (Non Vented).

**B** Cadulac Corrosion Preventive system. The only anti-corrosion system approved and marketed by British Leyland.

**C** Weathershield. Gives increased ventilation while reducing cold draughts and rain splashes in car. GTT 115, 117, 118, 119, 135, 141.

**D** Tool Kit. A tool kit to suit every motorist for week-end maintenance and emergency repairs. GAT 144.

**E** Roof Rack. Strongly constructed in non-corrosive tubular steel. Supplied in kit form, easily assembled. GTT 107.

LEYLAND CARS  
 BRITISH LEYLAND UK LIMITED  
 BOX 41  
 LONGBRIDGE  
 BIRMINGHAM B31 2TB

